

APPROVED FLOORING TYPES

WOOD: Acrylic Infused Plank, Bamboo (not strand woven), **Cork** (flooring, cork-backed hard surface, underlayment), **Hardwood** (engineered, parquet, solid) **RESILIENT: Rubber** (crumb)

**THIS PRODUCT
DOES NOT
OFFER MOISTURE
PROTECTION**

APPROVED SUBSTRATES & SURFACES

- APA underlayment grade plywood and OSB
- Association grade particleboard
- Cement backer board
- Cementitious and anhydrite screeds
- Concrete and radiant heated subfloors that do not exceed 85°F (30°C)
- Existing well-bonded non-cushion-backed vinyl, tile, and sheet flooring
- Fully secured cork underlayments
- Gypsum and lightweight concrete (primed with a universal primer)
- Terrazzo (properly prepared with all waxes and surface finishes removed)

SUBSTRATE TESTING

RH - 75% [ASTM F2170]

pH - No testing required: 5-9

MVER - 5 lbs [ASTM F1869]

Porosity - CSP 1+, must pass [ASTM F3191]

PRECAUTIONARY NOTE:

- This product does not form a moisture vapor barrier and will not protect flooring from moisture damage.

SUBSTRATE & SURFACE PREPARATION

Follow flooring manufacturer's guidelines. Substrate must be prepared per ASTM F710 standards including, but not limited to the following:

- Concrete floors must be dry, clean, smooth and structurally sound. They shall be free of any foreign materials that might prevent adhesive bond, including dust, dirt, solvent, paint, wax, oil, grease, contaminants from sweeping compounds, residual adhesive, adhesive removers, incompatible sealers, fire-retardant chemicals, fungicides, release agents, alkaline salts, excessive carbonation, laitance, mold, mildew, and curing, sealing, hardening or parting compounds.
- Fill all surface cracks, grooves, depressions, control joints and non-moving joints with Portland based patching and self-leveling compounds, allow to fully cure and correct high spots before applying adhesive.
- The substrate, adhesive and flooring must be acclimated in an enclosed building with the HVAC operational at service temperature, between 60-95°F (15-35°C), and between 30-65% relative humidity, for at least 72 hours prior to, during, and permanently after installation.
- When installing over radiant heated subfloors, turn the heat off for 24 hours before, during and after installation. Failure to turn the heat off may result in shortened working time of the adhesive. When turning radiant heat back on, raise it incrementally, not to exceed a change of more than 5 degrees per hour to a maximum of 85°F (29°C).
- Wood underlayments must have a moisture content below 12% using a Tramex or Delmhorst moisture meter.

PRECAUTIONARY NOTES:

- When installing thin-gauge wood (solid or engineered), irregular substrates may telegraph through as adhesive pulls wood down during curing stages. Therefore, substrates must be properly leveled (see ASTM F710) to prevent telegraphing.
- Concrete must be placed in strict accordance with applicable standards and specifications. An intact moisture vapor retarder must be present below the concrete (see ASTM E1745), must be fully cured (at least 45 days), porous (see ASTM F3191), without hydrostatic pressure.
- Flooring must be acclimated per manufacturer's guidelines.

APPLICATION INSTRUCTIONS

Follow flooring manufacturer's guidelines for layout, design and any special precautions for installation. Be sure to wear appropriate personal protective equipment (rubber gloves and eye protection, see SDS for details).

1. Spread adhesive using required tools.

2. Wait 10 min after adhesive is spread, install flooring per instructions below, dependent upon flooring type. Working time is ~45-60 min under acceptable temperature and humidity conditions. Periodically lift flooring material to verify proper transfer of adhesive (if transfer is not achieved, remove dried adhesive and reapply).

- Acrylic Infused Plank, Bamboo, cork-backed hard surface, Hardwood (engineered, parquet, solid)
 - Secure initial row with approved blue tape to limit movement and hold patterns (tape strap joints as needed). When installing near a solid object or wall, use wedges to allow for expansion (allow 2 hours before removing wedges).
- Cork (flooring, underlayment), Rubber (crumb)
 - Use hand roller to work out trapped air (center to edge). Do not walk, kneel, or work directly on top of flooring without the proper use of knee boards for at least 60 min after flooring is installed.




3. Immediately roll and cross floor with 75-100 lb roller within 2 hours to ensure proper adhesive transfer.

PRECAUTIONARY NOTES:

- Remove any excess adhesive from the finish of the flooring immediately to avoid damaging the finish coat.
- For installation instructions on wood over 5" wide or 6' long, call TAYLOR Technical at (706) 712-5823.
- When installing unfinished wood flooring, wait a minimum of 72 hours before sanding.
- Thin-gauge, engineered wood and exotic species are very sensitive to job site conditions.
- Reseal lid when not in use to protect product.

REQUIRED TOOLS AND COVERAGE

*Trowel dimensions are width X depth X spacing. Coverage is approximate and may vary depending on porosity of substrate and the angle at which the trowel is held.

FLOORING TYPES	TOOL* (IMAGES NOT TO SCALE)	ESTIMATED COVERAGE
BOND ONLY		
WOOD: Cork (flooring, underlayment) Hardwood (parquet) RESILIENT: Rubber (crumb)	1/8" x 1/8" x 1/8" Sq Notch 	60-70 ft ² /gal
WOOD: Acrylic Infused Plank, Bamboo (not strand woven), Cork (flooring, cork-backed hard surface, underlayment) Hardwood (engineered, parquet, solid)	3/16" x 1/4" x 5/16" V Notch 	Up to 50 ft ² /gal
WOOD: Cork (underlayment) RESILIENT: Rubber (crumb)	1/16" x 1/16" x 1/16" Sq Notch 	150-180 ft ² /gal

*It is the sole responsibility of the contractor/installer to determine the proper porosity of the subfloor, apply the correct amount of adhesive for the job conditions and ensure that all instructions, procedures and practices are strictly adhered to.

CLEANING INSTRUCTIONS

Immediately remove any adhesive off the finish of the wood using a damp cloth with mineral spirits, denatured alcohol or an approved adhesive remover/stripper. Always check compatibility on a piece of scrap flooring.

STORAGE

This product should be stored at temperatures between 50-90°F (15-32°C). While this product is freeze-thaw stable, it is necessary to protect it from freezing. Freeze/thaw stable to 10°F (-12°C).

CAUTION

DO NOT take internally. If swallowed, DO NOT induce vomiting. Call a physician immediately. KEEP OUT OF REACH OF CHILDREN.

WARRANTY INFORMATION

For warranty information, call Technical Services at 1-800-832-9023, visit us on the web at www.powerhold.com.com/msds. Flooring manufacturer's and Powerhold's written pre-installation and installation instructions must be strictly followed or the Powerhold warranty will be void.

PRODUCT INFORMATION

PRODUCT CHARACTERISTICS	Product Classification	Unlimited Moisture Vapor Barrier, Urethane Adhesive
	Base Chemistry	Urethane
	Curing Method	Moisture Cured
	Appearance/Color	Tan
	Odor	Low
	Consistency	Smooth, medium viscosity liquid
	Application	Easy troweling
	Flammability	Non-flammable
	Freeze/Thaw	Stable to 10°F (-12°C) [3 cycles]
	Shelf Life [Unopened Container at 70°F]	1 year
TESTING	Moisture Control	Protects flooring from unlimited (100% RH) substrate moisture vapor
	RH [ASTM F2170]	No testing required (100%)
	pH	No testing required (5-14)
	MVER [ASTM F1869]	No testing required
	Porosity [ASTM F3191]	Must pass (CSP 1+)
TIME	Open Time	10 min
	Flash Time	N/A
	Working Time	45-60 min
	Cure Time	24 hrs
	Pot Life	N/A
TRAFFIC	Light Traffic	24 hrs
	Heavy Traffic	24 hrs
	Heavy Rolling Loads	N/A
ACOUSTICS*	STC	62 dB
	IIC	63 dB
	Delta IIC	21 dB
SUSTAINABILITY	Solvents	No
	Isocyanates	Yes
	VOC Wet Applied [g/L] [SCAQMD Rule #1168]	< 30 g/L
	Bio-Based Content	No
	Post-Consumer Recycled Content	No
	Mineral Abundant Content	No
	LEED v4/4.1 Points	No
	Certifications	No
Transparency	No	
WARRANTY**	Duration (non CFI Certified)	10-Year Performance Warranty
	Duration (CFI Certified)	Lifetime Performance Warranty
	Coverage	Bond, 100% Substrate Moisture Vapor

*IIC (delta) and STC (delta) ranges are flooring assembly specific based on third party testing and verification in a controlled environment. For any questions or further information, please contact Technical Services at 1-800-832-9023.

**For warranty information, view Product Warranty Certificate.