

SPECIFICATION/TECHNICAL DATA SHEET

Luxury Vinyl Caps and Cove Base Solutions

VISIT [HTTPS://WWW.POWERHOLD.COM/TRIM-AND-TRANSITIONS-PRODUCTS/](https://www.powerhold.com/trim-and-transitions-products/)

Luxury Vinyl Caps and Cove Base Solutions

Powerhold offers a variety of cap solutions for luxury vinyl. Powerhold's cap solutions can be used to finish cove base, add a protective edge to the exposed edge of a luxury vinyl plank, as well as transition from floor to wall and around corners.

LVT 125 - LVT Cap

LVT125 - 3mm Luxury Vinyl "L" Cap

Powerhold's LVT125 profile can be applied to the exposed edge of luxury vinyl. This trim can be used to protect the edge of the luxury vinyl as well as to add an attractive minimalist accent to any project. LVT125 is available in mill finish.



LVT125 LVT Cap shown with Mill finish.

Mill Finish

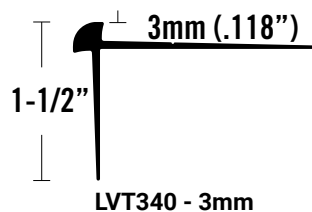


Item Number	Designator	Description	Finish	Stick Length	Stick Weight
402021	LVT125	LVT Ramp	Mill Finish	12'	0.677

LVT 340 - LVT Outside Corner

LVT340 - 3mm Luxury Vinyl Outside Corner

Powerhold's LVT340 outside corner is used to create smooth transitions when installing luxury vinyl around 90-degree corners on walls, such as when installing a luxury vinyl cove base. LVT340 is available in Etched Aluminum (EA), Etched Nickel (EN), and Etched Bronze (EBRZ).



LVT340 LVT Outside Corner shown with Etched Bronze finish.

Etched Alum Etched Nickle Etched Bronze



Item Number	Designator	Description	Finish	Stick Length	Stick Weight
402018	LVT340	LVT Outside Corner 3mm	Etched Aluminum	12'	1.541
402019	LVT340	LVT Outside Corner 3mm	Etched Nickel	12'	1.541
402020	LVT340	LVT Outside Corner 3mm	Etched Bronze	12'	1.541

Powerhold LVT transitions and end caps comply with ADA 2010 Standards section 303 Changes in Level and section 504.5 Nosings when the installation also conforms to regulation.

For more information on ADA standards visit https://www.ada.gov/2010ADASTandards_index.htm

Luxury Vinyl Caps and Cove Base Solutions

Powerhold offers a variety of cap solutions for luxury vinyl. Powerhold's cap solutions can be used to finish cove base, add a protective edge to the exposed edge of a luxury vinyl plank, as well as transition from floor to wall and around corners.

LVT 330 - LVT Inside Corner or Flash Coving

LVT330 - 3mm Luxury Vinyl Inside Corner (vertical)

LVT330 - 3mm Luxury Vinyl Flash Coving (horizontal)


Powerhold's LVT330 inside corner is used to create smooth transitions when installing luxury vinyl inside 90-degree corners on walls, such as when installing a luxury vinyl cove base.

Powerhold's LVT330 can also be used as a floor-to-wall transition. LVT330 creates a smooth transition between the floor and cove base, and can hide minor gaps between the floor and cove base.

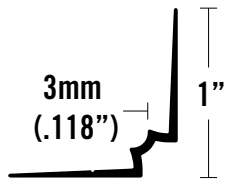
LVT330 is available in Etched Aluminum (EA), Etched Nickel (EN), and Etched Bronze (EBRZ).



LVT330 LVT Inside Corner shown with Etched Bronze finish in cove base application.



LVT330 LVT Inside Corner shown with Etched Bronze finish in inside corner application.



LVT330 - 3mm

Etched Alum Etched Nickle Etched Bronze



Item Number	Designator	Description	Finish	Stick Length	Stick Weight
402015	LVT330	LVT Outside Corner 3mm	Etched Aluminum	12'	1.051
402016	LVT330	LVT Outside Corner 3mm	Etched Nickel	12'	1.051
402017	LVT330	LVT Outside Corner 3mm	Etched Bronze	12'	1.051

Powerhold LVT transitions and end caps comply with ADA 2010 Standards section 303 Changes in Level and section 504.5 Nosings when the installation also conforms to regulation.

For more information on ADA standards visit https://www.ada.gov/2010ADAstandards_index.htm

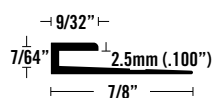
Luxury Vinyl Caps and Cove Base Solutions

Powerhold offers a variety of cap solutions for luxury vinyl. Powerhold's cap solutions can be used to finish cove base, add a protective edge to the exposed edge of a luxury vinyl plank, as well as transition from floor to wall and around corners.

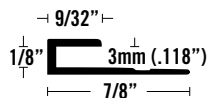
LVT 900 Series - Square Cap

LVT900 Series - Luxury Vinyl Square Cap

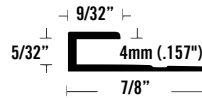
Powerhold's 900 Series aluminum caps can be applied to the exposed edge of luxury vinyl. The trims can be used to protect the edge of the luxury vinyl as well as to add an attractive accent to any project. Select the profile that matches the thickness of the luxury vinyl to be used. LVT900 Series are available in Etched Aluminum (EA), Etched Nickel (EN), and Etched Bronze (EBRZ).



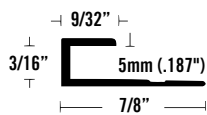
LVT925 - 2.5mm



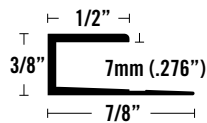
LVT906 - 3mm



LVT904 - 4mm



LVT905 - 5mm



LVT907 - 7mm



LVT906 3mm Square Cap shown with Etched Nickel finish in wall application.



LVT904 4mm Square Cap shown with Etched Bronze finish in floor to tub or tile.



Item Number	LVT Designator	Description	Finish	Stick Length	Stick Weight
402028	LVT925	Square Cap 2.5mm	Etched Aluminum	12'	0.734
402029	LVT925	Square Cap 2.5mm	Etched Nickel	12'	0.734
402030	LVT925	Square Cap 2.5mm	Etched Bronze	12'	0.734
402031	LVT906	Square Cap 3mm	Etched Aluminum	12'	0.749
402032	LVT906	Square Cap 3mm	Etched Nickel	12'	0.749
402033	LVT906	Square Cap 3mm	Etched Bronze	12'	0.749
403263	LVT904	Square Cap 4mm	Etched Aluminum	12'	0.783
403264	LVT904	Square Cap 4mm	Etched Nickel	12'	0.783
403265	LVT904	Square Cap 4mm	Etched Bronze	12'	0.783
403262	LVT905	Square Cap 5mm	Etched Aluminum	12'	0.768
403261	LVT905	Square Cap 5mm	Etched Nickel	12'	0.768
403260	LVT905	Square Cap 5mm	Etched Bronze	12'	0.768
402034	LVT907	Square Cap 7mm	Etched Aluminum	12'	1.008
402035	LVT907	Square Cap 7mm	Etched Nickel	12'	1.008
402036	LVT907	Square Cap 7mm	Etched Bronze	12'	1.008

Powerhold LVT transitions and end caps comply with ADA 2010 Standards section 303 Changes in Level and section 504.5 Nosings when the installation also conforms to regulation.

For more information on ADA standards visit https://www.ada.gov/2010ADAstandards_index.htm

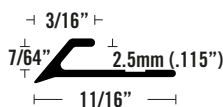
Luxury Vinyl Caps and Cove Base Solutions

Powerhold offers a variety of cap solutions for luxury vinyl. Powerhold's cap solutions can be used to finish cove base, add a protective edge to the exposed edge of a luxury vinyl plank, as well as transition from floor to wall and around corners.

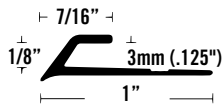
LVT 400 Series - Angle Cap

LVT400 Series - Luxury Vinyl Angle Cap


Powerhold's 400 Series aluminum caps can be applied to the exposed edge of luxury vinyl. The trims can be used to protect the edge of the luxury vinyl as well as to add an attractive accent to any project. Select the profile that matches the thickness of the luxury vinyl to be used. LVT400 Series are available in Etched Aluminum (EA), Etched Nickel (EN), and Etched Bronze (EBRZ).



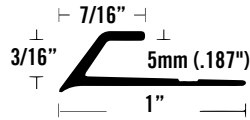
LVT425 - 2.5mm



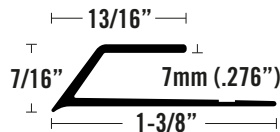
LVT406 - 3mm



LVT404 - 4mm



LVT405 - 5mm



LVT407 - 7mm



LVT425 2.5mm Angle Cap shown with Etched Aluminum finish in wall application.



LVT405 5mm Angle Cap shown with Etched Bronze finish in floor to tub or tile.



Item Number	LVT Designator	Description	Finish	Stick Length	Stick Weight
402022	LVT425	Angle Cap 2.5mm	Etched Aluminum	12'	0.522
402023	LVT425	Angle Cap 2.5mm	Etched Nickel	12'	0.522
402024	LVT425	Angle Cap 2.5mm	Etched Bronze	12'	0.522
390156	LVT406	Angle Cap 3mm	Etched Aluminum	12'	0.841
390157	LVT406	Angle Cap 3mm	Etched Nickel	12'	0.841
390158	LVT406	Angle Cap 3mm	Etched Bronze	12'	0.841
390153	LVT404	Angle Cap 4mm	Etched Aluminum	12'	0.87
390154	LVT404	Angle Cap 4mm	Etched Nickel	12'	0.87
390155	LVT404	Angle Cap 4mm	Etched Bronze	12'	0.87
390159	LVT405	Angle Cap 5mm	Etched Aluminum	12'	0.913
390160	LVT405	Angle Cap 5mm	Etched Nickel	12'	0.913
390161	LVT405	Angle Cap 5mm	Etched Bronze	12'	0.913
402025	LVT407	Angle Cap 7mm	Etched Aluminum	12'	1.454
402026	LVT407	Angle Cap 7mm	Etched Nickel	12'	1.454
402027	LVT407	Angle Cap 7mm	Etched Bronze	12'	1.454


Powerhold LVT transitions and end caps comply with ADA 2010 Standards section 303 Changes in Level and section 504.5 Nosings when the installation also conforms to regulation.

For more information on ADA standards visit https://www.ada.gov/2010ADASTandards_index.htm

Powerhold carries a full line of flooring transitions and industrial shapes.

See our full catalog at

<https://www.powerhold.com/wp-content/uploads/2017/11/powerhold-products-trim-Catalog.pdf>



Installation

Cutting

Powerhold's luxury vinyl to carpet tile transitions can be cut using a chop saw with a non-ferrous blade, a hacksaw (select a blade with the highest number of teeth per inch), or an angle grinder set to the lowest speed.

Floor Prep

Ensure that the floor has been properly prepared for the material being installed according to the manufacturers' instructions before installing any Powerhold product. Ensure that the area is free from dust, dirt, or other debris.

Adhesives

Powerhold products can be installed to a variety of surfaces using a construction-grade polyurethane adhesive. Double-sided adhesive tapes can be used so long as the adhesive polyurethane.

Install materials

For LVT125, LVT400, and LVT900 Series caps, install floor material as desired, leaving the edge of the plank or tile free of adhesive until the cap is installed. Apply adhesive only when you're ready to install the cap. Apply adhesive to the back of the floor material and the inside of the cap. Press the cap firmly in place. Apply adhesive to the surface to which the cap will be installed and press the trim firmly against the surface.

For LVT340 and LVT 330, inside and outside corner, first adhere the trim to the corner around which the luxury vinyl will be installed. Next, install floor material to the wall on top of the anchor leg of the aluminum trim. As much as possible, the factory edge should be butted up against the aluminum trim.

For LVT330, flash coving, install the aluminum trim between the floor and wall first, then install the floor material, followed by the cove base.

Clean any adhesive or other debris from the aluminum as quickly as possible.

Material Information

- Powerhold items are extruded in the USA with various 6000 series alloys.
- Powerhold is ISO 9001: 2015 Certified.
- Powerhold products are ADA compliant so long as they are installed correctly.
- Powerhold products are made from conflict-free materials.
- Powerhold products are ROHS and REACH compliant.
- Powerhold products are free of hazardous materials and do not require an MSDS.

Maintenance


- Powerhold's LVT to Carpet tile transitions can be cleaned with non-abrasive, non-harsh chemical cleaning products. Test a small section of the aluminum to ensure that any cleaner to be used will not adversely affect the appearance of the metal.



Powerhold carries a full line of flooring transitions and industrial shapes.

See our full catalog at

<https://www.powerhold.com/wp-content/uploads/2017/11/powerhold-products-trim-Catalog.pdf>



Warranty

Seller warrants that the product(s) supplied by Seller shall be free from defects in workmanship and material and shall conform to the descriptions and specifications, if any, set forth or incorporated by reference in this Agreement. The foregoing warranty only applies to the quality of the goods at the time of delivery, and Seller makes no representation as to the durability or service life of the product. SELLER DISCLAIMS ANY OTHER WARRANTY, EXPRESS OR IMPLIED, WHETHER CREATED BY CONTRACT, BY STATUTE OR OTHERWISE BY OPERATION OF LAW, INCLUDING ALL WARRANTIES OF MERCHANTABILITY AND FITNESS FOR A PARTICULAR PURPOSE.

