

SPECIFICATION/TECHNICAL DATA SHEET

Luxury Vinyl to Carpet Tile

VISIT [HTTPS://WWW.POWERHOLD.COM/TRIM-AND-TRANSITIONS-PRODUCTS/](https://www.powerhold.com/trim-and-transitions-products/)


Luxury Vinyl to Carpet Tile

Powerhold's aluminum transitions for carpet tile to luxury vinyl have been designed to protect the edges of both the carpet tile and the luxury vinyl. Powerhold's aluminum transitions come in a variety of attractive finishes.

LVT 125 - LVT Ramp


LVT125 - 3mm Luxury Vinyl to Carpet tile Ramp

Powerhold's LVT125 profile is used to create a seamless transition between 3mm luxury vinyl and carpet tile. LVT125 gradually increases the height of 3mm luxury vinyl to 5mm to match the height of the adjoining carpet tile. LVT125 is available in mill finish.



LVT125 LVT Reducer shown with Mill finish.

Mill Finish



Item Number	Designator	Description	Finish	Stick Length	Stick Weight
402021	LVT125	LVT Ramp	Mill Finish	12'	0.677

LVT 130, 150 - Carpet tile to LVT

LVT130 - 3mm Luxury Vinyl to Carpet tile Rollover

LVT150 - 5mm Luxury Vinyl to Carpet tile Rollover

Powerhold's LVT130 profile is designed to be used a transition between 3mm or 5mm luxury vinyl and carpet tile. This profile covers the edge of both the luxury vinyl and the carpet tile which means that it can hide any imperfections in the cut of the luxury vinyl, and any loose loops from the carpet tile can be hidden by tucking the carpet under the rollover feature in the extrusion. LVT130 is available in Etched Aluminum (EA), Etched Nickel (EN), and Etched Bronze (EBRZ).



LVT130 Carpet tile to LVT shown with Etched Nickel finish.



Etched Alum Etched Nickel Etched Bronze



Item Number	Designator	Description	Finish	Stick Length	Stick Weight
402000	LVT130	Carpet Tile to LVT 3mm	Etched Aluminum	12'	1.08
402001	LVT130	Carpet Tile to LVT 3mm	Etched Nickel	12'	1.08
402002	LVT130	Carpet Tile to LVT 3mm	Etched Bronze	12'	1.08
402003	LVT150	Carpet Tile to LVT 5mm	Etched Aluminum	12'	1.109
402004	LVT150	Carpet Tile to LVT 5mm	Etched Nickel	12'	1.109
402005	LVT150	Carpet Tile to LVT 5mm	Etched Bronze	12'	1.109

Powerhold LVT transitions and end caps comply with ADA 2010 Standards section 303 Changes in Level and section 504.5 Nosings when the installation also conforms to regulation.

For more information on ADA standards visit https://www.ada.gov/2010ADAstandards_index.htm

Luxury Vinyl to Carpet Tile

Powerhold's aluminum transitions for carpet tile to luxury vinyl have been designed to protect the edges of both the carpet tile and the luxury vinyl. Powerhold's aluminum transitions come in a variety of attractive finishes.

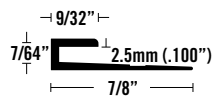
LVT 900 Series - Square Cap

LVT900 Series - Luxury Vinyl to Carpet tile cap

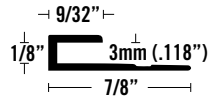
Powerhold's 900 Series extrusions are used to join luxury vinyl planks of varying heights to carpet tile. The luxury vinyl is inserted into the slot feature of the 900 series extrusion. Carpet tile is then installed on the opposite side of the trim. The 900 series caps can join luxury vinyl thicknesses of 2.5mm, 3mm, 4mm, 5mm, or 7mm to carpet tile. Select the profile that matches the thickness of the luxury vinyl to be used. LVT900 Series are available in Etched Aluminum (EA), Etched Nickel (EN), and Etched Bronze (EBRZ).



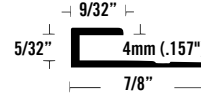
LVT906 3mm Square Cap shown with Etched Nickel finish..



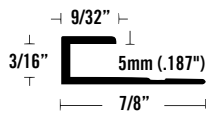
LVT925 - 2.5mm



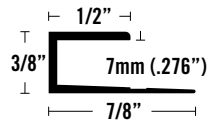
LVT906 - 3mm



LVT904 - 4mm



LVT905 - 5mm



LVT907 - 7mm

Etched Alum Etched Nickel Etched Bronze



Item Number	LVT Designator	Description	Finish	Stick Length	Stick Weight
402028	LVT925	Square Cap 2.5mm	Etched Aluminum	12'	0.734
402029	LVT925	Square Cap 2.5mm	Etched Nickel	12'	0.734
402030	LVT925	Square Cap 2.5mm	Etched Bronze	12'	0.734
402031	LVT906	Square Cap 3mm	Etched Aluminum	12'	0.749
402032	LVT906	Square Cap 3mm	Etched Nickel	12'	0.749
402033	LVT906	Square Cap 3mm	Etched Bronze	12'	0.749
403263	LVT904	Square Cap 4mm	Etched Aluminum	12'	0.783
403264	LVT904	Square Cap 4mm	Etched Nickel	12'	0.783
403265	LVT904	Square Cap 4mm	Etched Bronze	12'	0.783
403262	LVT905	Square Cap 5mm	Etched Aluminum	12'	0.768
403261	LVT905	Square Cap 5mm	Etched Nickel	12'	0.768
403260	LVT905	Square Cap 5mm	Etched Bronze	12'	0.768
402034	LVT907	Square Cap 7mm	Etched Aluminum	12'	1.008
402035	LVT907	Square Cap 7mm	Etched Nickel	12'	1.008
402036	LVT907	Square Cap 7mm	Etched Bronze	12'	1.008


Powerhold LVT transitions and end caps comply with ADA 2010 Standards section 303 Changes in Level and section 504.5 Nosings when the installation also conforms to regulation.

For more information on ADA standards visit https://www.ada.gov/2010ADAstandards_index.htm

Powerhold carries a full line of flooring transitions and industrial shapes.

See our full catalog at

<https://www.powerhold.com/wp-content/uploads/2017/11/powerhold-products-trim-Catalog.pdf>



Installation

Cutting

Powerhold's luxury vinyl to carpet tile transitions can be cut using a chop saw with a non-ferrous blade, a hacksaw (select a blade with the highest number of teeth per inch), or an angle grinder set to the lowest speed.

Floor Prep

Ensure that the floor has been properly prepared for the material being installed according to the manufacturers' instructions before installing any Powerhold product. Ensure that the area is free from dust, dirt, or other debris.

Adhesives

Powerhold products can be installed to a variety of surfaces using a construction-grade polyurethane adhesive. Double-sided adhesive tapes can be used so long as the adhesive polyurethane.

Install materials

For LVT125 and LVT900 Series caps, it is recommended to install the extrusion profile first, followed by the luxury vinyl, then, finally, the carpet tile. For LVT130 and 150 it is recommended to install the extrusion profile first, followed by the carpet tile, then, finally, the luxury vinyl.

Clean any adhesive or other debris from the aluminum as quickly as possible.

Warranty

Seller warrants that the product(s) supplied by Seller shall be free from defects in workmanship and material and shall conform to the descriptions and specifications, if any, set forth or incorporated by reference in this Agreement. The foregoing warranty only applies to the quality of the goods at the time of delivery, and Seller makes no representation as to the durability or service life of the product. SELLER DISCLAIMS ANY OTHER WARRANTY, EXPRESS OR IMPLIED, WHETHER CREATED BY CONTRACT, BY STATUTE OR OTHERWISE BY OPERATION OF LAW, INCLUDING ALL WARRANTIES OF MERCHANTABILITY AND FITNESS FOR A PARTICULAR PURPOSE.

Material Information

- Powerhold aluminum trims are manufactured by Futura Industries.
- Futura items are extruded in the USA with various 6000 series alloys.
- Futura is ISO 9001: 2015 Certified.
- Futura products are ADA compliant so long as they are installed correctly.
- Futura products are made from conflict-free materials.
- Futura products are ROHS and REACH compliant.
- Futura products are free of hazardous materials and do not require an MSDS.

Maintenance

- Futura's LVT to Carpet tile transitions can be cleaned with non-abrasive, non-harsh chemical cleaning products. Test a small section of the aluminum to ensure that any cleaner to be used will not adversely affect the appearance of the metal.

