



**POWERHOLD**

# URETHANE WOOD FLOORING ADHESIVE

Adhesivo de uretano para pisos de madera

## DESCRIPTION:

Powerhold 7800 is a solvent free, one component, moisture curing polyurethane adhesive that resists hollow spots and has powerful bond strength. Powerhold 7800 is ideal for glue down installation of engineered, solid or acrylic impregnated wood flooring and all subfloors common to wood flooring installation.

## SUBFLOOR PREPARATION:

Prepare surface according to NWFA installation guidelines. The surface must be structurally sound, cured, flat and dry and free of contaminants or other residue that could interfere with a good bond. For application over ceramic tiles, it is necessary to grind the surface and vacuum thoroughly. Concrete moisture testing must be performed in accordance with ASTM F2170 with levels not to exceed 75% and/or ASTM F1869 with levels not to exceed 5 lbs./1000 ft<sup>2</sup>/24 hrs. (4.54 kg/93 m<sup>2</sup> /24 hrs.). Maximum acceptable floor variation is 3/16" in a 10-foot radius (4.7 mm in 3 m). Concrete slabs should be cured at least 28 days. pH must be between 7-10. Do not use in areas with hydrostatic pressure.

Terrazzo: Surface should be sanded so that all polishes and glaze compounds are stripped. After sanding, thoroughly vacuum to remove all loose particles. Then, clean the substrate with mineral spirits and allow to dry before installing the wood flooring.

APA approved Plywood and OSB Type Subfloors: Panels must be securely fastened. Eliminate any movement with screws. Sand all high joints. Fill and patch low areas. Refer to flooring manufacturer for guidelines of moisture content difference between properly acclimated wood flooring and subfloor materials.

Radiant Heated Subfloors: Check flooring manufacturer's specifications to determine if the flooring is approved over heated subfloors. 7800 is approved for use on hydronic system radiant heated subfloors, provided the system is fully embedded in concrete. Lightweight toppings must be primed first. Turn off the heat 48 hours prior to installation and leave the heat off until 48 hours after completion.

## DIRECTIONS:

1. Read and understand all Safety Data Sheets prior to installation. Follow requirements provided by the flooring manufacturer.
2. Apply 7800 to the subfloor with recommended trowel and lay the wood floor onto the "wet" adhesive. Do not pour more adhesive than can be spread in 45 minutes. The open time may vary with ambient conditions.

3. For proper adhesive bond, 90% transfer of adhesive to the flooring is required. Periodically check to ensure good transfer is achieved.

## RECOMMENDED SUBSTRATES:

All substrates that meet NWFA standards:

- Concrete
- Plywood
- OSB
- Terrazzo
- Ceramic

## RESTRICTIONS:

1. For Interior installations only.
2. Do not install over adhesive residue including cutback.
3. Do not install when ambient temperature is not between 60°F & 95°F (15°C & 35°C).
4. Do not install when ambient relative humidity is above 65%.
5. It is the sole responsibility of the installer to determine the suitability and compatibility of the adhesive for the user's intended use.

## CAUTIONS

Read complete cautionary information printed on product container prior to use.

## CLEAN-UP:

Remove the adhesive from the wood floor surface as soon as possible before the adhesive dries. Use a soft cloth and mineral spirits carefully to not harm the finish. Clean equipment and tools with mineral spirits while the adhesive is still wet.

## WARRANTY:

Powerhold offers a limited warranty for this product when used in accordance with printed specifications. A copy of the limited warranty can be obtained by calling technical service at 800-832-9023 or visiting [powerhold.com](http://powerhold.com).

0087



# 78000

## TECHNICAL DATA:

VOC Content :.....	<100 grams per liter
This product meets all SCAQM district requirements	
pH:.....	7-10
Consistency:.....	Creamy liquid
Trowelability:.....	Smooth
Storage:.....	40°-95°F (4.4°-35°C) in a cool, dry location
Application Temperature:.....	65°-95°F (18°-35°C)
Traffic Restrictions:.....	Foot Traffic after 8 hours, Heavy Traffic after 24 hours
Open Time:.....	Up to 45 minutes, depending on ambient conditions
Freeze/Thaw Stability:.....	Store above 40°F (4.4°C) in a cool, dry location
Acoustical Data:.....	IIC – 69 dB STS – 66 dB IIC – 50 (No drop ceiling)

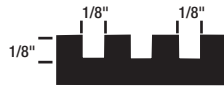
## PACKAGING

3.5 Gallon (13.25 L) Black Metal Pails  
5 Gallon (18.93 L) Black Metal Pails

## SHELF LIFE

One Year in Unopened Container

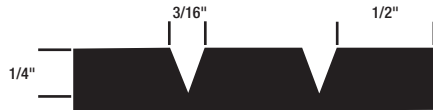
## RECOMMENDED TROWEL SIZE AND COVERAGE:



Finger Block Parquet  
Use a 1/8" x 1/8" x 1/8" Square-notch  
70-80 sf/gallon



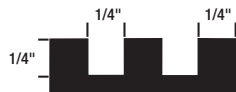
Wood Flooring < 1/2" Thick  
Use a 3/16" x 5/32" x 3/16" V-notch  
45-55 sf/gallon



Wood Flooring < 1/2" Thick  
Use a 3/16" x 1/4" x 1/2" V-notch  
60-70 sf/gallon



Wood Flooring, 1/2" to 5/8" Thick  
Use a 1/4" x 1/8" x 1/4" Square-notch  
40-50 sf/gallon



Wood Flooring, > 5/8" Thick  
Use a 1/4" x 1/4" x 1/4" Square-notch  
30-40 sf/gallon